

CAVERN COVE TELEGRAM SERVICE

STAGE	TIME	M	P/MSV	TOTAL
1				
2				
3				
4				
5				
6				



**THANKS FOR COMING,
Y'ALL BE SAFE NOW.
Any resemblance to this
match and
"Blazing Saddles is just a
figment of imagination**



NORTH ALABAMA REGULATORS PRESENTS THE SASS 2018 ALABAMA BLACK POWDER CHAMPIONSHIP




**BUSHWACKED
@
CAVERN COVE**

APRIL 8, 2018



**SASS 2004 Club of The
Year !!!!**





SASSNET.COM

CAVERN COVE TELEGRAPH

WELCOME TO THE 2ND BUSHWACKED @ CAVERN COVE,
THE SASS ALABAMA BLACK POWDER CHAMPIONSHIP
HOSTED BY THE NORTH ALABAMA REGULATORS.

WE HOPE YOU WILL ENJOY THE MATCH.

MATCH DIRECTOR—	MARSHAL TKD
STAGES—	DOUBLE NICKLE
SCORING—	DRAKE ROBEY
SAFETY—	BADGER MCNEELY

IN CASE OF INJURY, CONTACT BADGER MCNEELY AND
EMS AID WILL BE CONTACTED AND TRANSPORTATION TO
LOCAL MEDICAL FACILITIES WILL BE ARRANGED.

FIRST AID KIT AND DEFIBRILLATOR ARE STORED IN THE
CABIN.

PARKING IS FIRST COME FIRST SERVED AT RANGE.

SAFETY MEETING IS AT 9 AM IN FRONT OF THE CABIN.
(ATTENDANCE IS MANDATORY)

STAGE 1 NOT ENOUGH SMOKE!

Welcome to Stage 1.

Father Sawyer is stepping into Two Ponies Gal's Salon to have his mustache waxed and curled in anticipation of Glory Bea's return from visiting their grandchildren.

The good Father is no shrinking violet when a crew of renegades ride into town led by Hedley Lamar's henchman Taggart. As the renegades try to ride him down, Father Sawyer unleashes a little Hellfire and Brimstone to turn the tide.

Staging:

Shooter: Standing on ramp.
 Rifle: Staged in center window.
 Shotgun: Staged in left window.
 Pistols: Loaded with 5 rounds
 Each & holstered.

Ammo:

- 10 Pistol
- 10 Rifle
- 4+ Shotgun

PROCEDURE:

Shooter says, "NOT ENOUGH SMOKE!!!"

Gun order: Shotgun, rifle, pistols

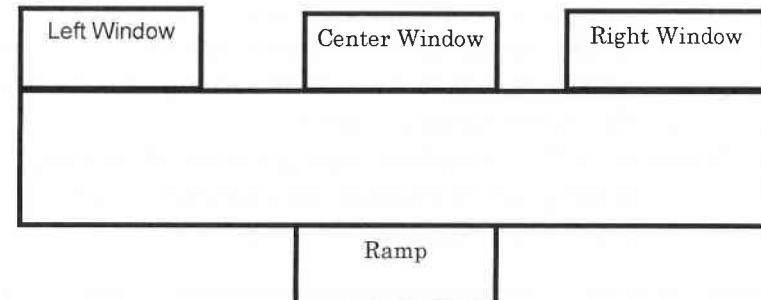
ATB:

Move to left window, with shotgun engage the 4 shotgun targets.

Move to center window, with rifle engage the rifle targets in a 2-1-2 sweep starting on either end. Then repeat, no quad taps.

Move to right window, with pistols engage the pistol targets in a 2-1-2 sweep starting on either end. Then repeat, no quad taps.

STAGE 1 TWO PONIES GAL'S SALON



STAGE 2 GIVE ME THE GOLD

Welcome to Stage 2.

Tuff Stuff has come to town to withdraw the funds to make payroll on his ranch for the month. As he fills out the withdrawal slip at the counter, he sees Father Sawyer run after the renegades from the salon. Wave two enters the bank from the banks of the creek, but Tuff Stuff takes a hand as they try to run off with the town's gold reserve.

Staging:

Shooter: Standing behind counter, hands touching hat
Rifle: Staged on counter.
Shotgun: Staged on counter.
Pistols: Loaded with 5 rounds Each & holstered.

Ammo:

- 10 Pistol
- 10 Rifle
- 6+ Shotgun

PROCEDURE:

Shooter says, "GIVE ME THAT GOLD!!!"

Gun order: Rifle, shotgun, pistols

ATB:

With rifle engage the rifle targets in a 2-3-3-2 sweep starting on either end (2 on the 1st target, 3 on the 2nd target, 3 on the 1st target & 2 on the 2nd target).

Pick up shotgun, move to area between counter and teller window, with shotgun engage the 6 shotgun targets.

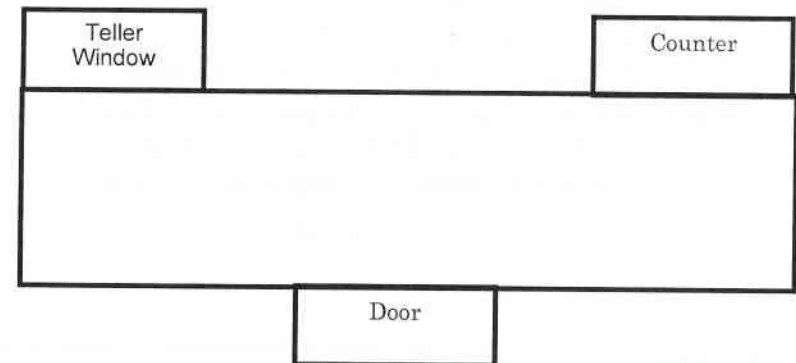
Move to teller window and ground shotgun, with pistols engage the pistol targets in a 2-3-3-2 sweep starting on either end.

STAGE 2 BANK

R R

SG SG SG SG SG SG

P P



STAGE 3 DYIN AIN'T MUCH OF A LIVIN !

Welcome to Stage 3.

Well, are you gonna pull them pistols or whistle Dixie.

Josey Wales has stepped into the wagon yard to see about having a load of feed sent out to the ranch he and Laura Lee now live on here in the Cove.

Ned being a former Redleg from Kansas, thinks that Josey must have lost a step or 2 and braces him backed by his 2 buddies.

Staging:

Shooter: Standing behind wagon
Rifle: Held in Shooter's hands.
Shotgun: Staged on wagon
Pistols: Loaded with 5 rounds
each & staged on wagon .

Ammo:

- 10 Pistol
- 10 Rifle
- 2+ Shotgun

PROCEDURE:

Shooter says, "DYING AIN'T MUCH OF A LIVIN!!!"

Gun order: Rifle, shotgun, pistols

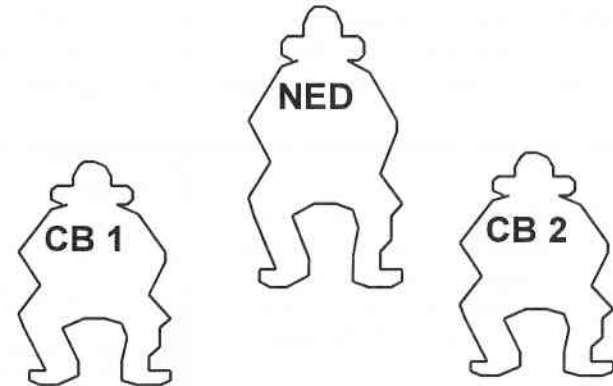
ATB:

With the rifle, shoot Ned 3 times, shoot each cowboy once. Then repeat.

With shotgun shoot each Cowboy once.

With pistols, shoot Ned 3 times, shoot each cowboy once. Then repeat. (After shooting, pistols may be holstered)

STAGE 3 BIG NED



WAGON

STAGE 4 I WON'T STAND FOR THAT!

Welcome to Stage 4.

You've got to stand for something or you'll fall for anything.

El Camino has come to the little church in the cove to spend some time talking to the maker. His thinking about peace in the valley is interrupted by a loud bout of whopping and yelling from Taggart's Renegades on their way to perform a Number 6 raid. El Camino, while peaceful by nature, won't stand for this.

Staging:

Shooter: Standing with back to pulpit.
Rifle: Staged in right window.
Shotgun: Staged in any window.
Pistols: Loaded with 5 rounds
 Each & holstered.

Ammo:

- 10 Pistol
- 10 Rifle
- 6+ Shotgun

PROCEDURE:

Shooter says, "I WON'T STAND FOR THAT!!!!"

Gun order: Pistols, rifle, shotgun

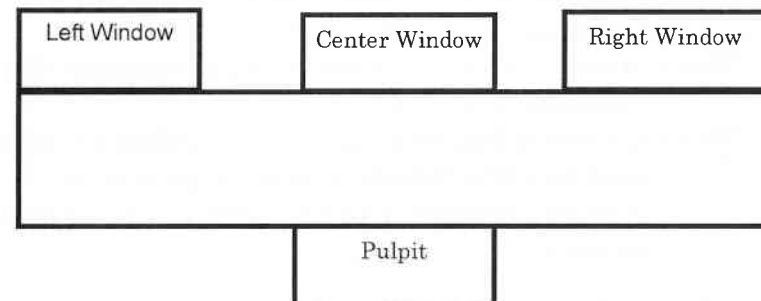
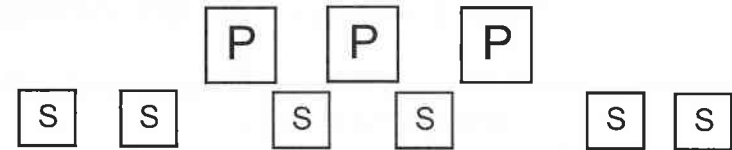
ATB:

Move to center window, with pistols starting on the center target shoot a 5 round Nevada Sweep, then repeat.

Move to right window, with rifle engage the rifle targets in a double tap Nevada Sweep, starting on the center target.

Move to shotgun, shoot 2 SG targets from each window.

STAGE 4 CAVERN COVE CHURCH



STAGE 5 BLOWIN IN THE WIND!

Welcome to Stage 5.

The Answer my friend, is blowing in the wind.

Much like the smell of Gunsmoke. Six String and Sweet Sarah Jane have stopped by to visit with Miss Pearl at her Parlor House. The 3 are just getting ready to sit down for a cup of tea when Pistoleer rushes in looking for String's help to keep El Camino from having all the fun. Taggart and his boys are running for their lives.

Staging:

Shooter: Standing behind right table.
Rifle: Held in shooter's hands.
Shotgun: Staged on right or center table.
Pistols: Loaded with 5 rounds each & holstered.

Ammo:

- 10 Pistol
- 10 Rifle
- 6+ Shotgun

PROCEDURE:

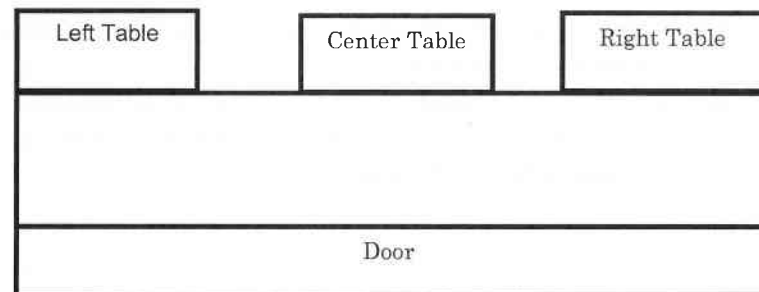
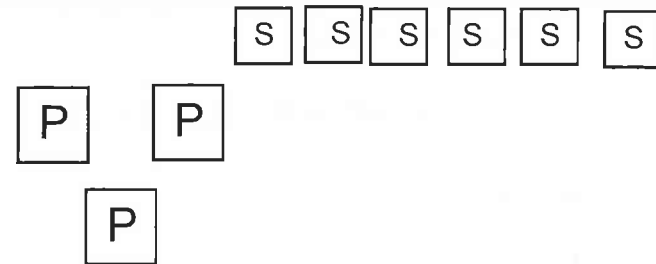
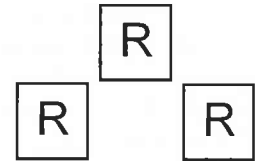
Shooter says, "I'M WORKING FOR MEL BROOKS!!!"

Gun order: Rifle, shotgun, pistols

ATB:

- With rifle, starting on either end, Shoot rifle targets in a Nevada Sweep, Double tapping the center target.
- Move to center table, with shotgun engage the 6 shotgun targets.
- Move to left table, with pistols starting on same end as rifle, Shoot pistol targets in a Nevada Sweep, Double tapping the center target.

STAGE 5 PEARL'S PARLOR HOUSE



STAGE 6 NOW ANYTIME YOU FEEL LUCKY!

Welcome to Stage 6.

Do you feel lucky punk!

(OOPS, wrong movie), Mongo rides into town on his pet Brahma Bull, Fluffy, and ties up at the Feed and Seed. He steps in and all the customers start running for the doors, Mongo looks around scratching his head and mutters "Mongo just pawn in game of life." Lawman Mark comes up with a plan to get Mongo out of town.

Staging:

Shooter: Standing on ramp.
Rifle: Staged on Table 1.
Shotgun: In Shooter's hands.
Pistols: Loaded with 5 rounds
 Each & holstered.

Ammo:

- 10 Pistol
- 10 Rifle
- 4+ Shotgun

PROCEDURE:

Shooter says, "NOW ANYTIME YOU FEEL LUCKY!!!"

Gun order: Shotgun, rifle, pistols

ATB:

- With shotgun, engage the 4 shotgun targets.
- Ground shotgun on Table 1 and retrieve rifle.
- With rifle engage the rifle targets with 5 rounds each. (Round Count)
- Move to Table 2 and ground rifle, with pistols engage the pistol targets with 5 rounds each. (Round Count)

STAGE 6 TANGO'S FEED AND SEED



TABLE 2

